

# Class I

## General Instructions-

1. Upload your assignment on ERP after completion.
2. Do the activities on A4 size sheet.

- A. Make a chart of Do's and Don'ts while using computers.

Do's	Don'ts

- B. Tick the correct answer.

1. This lies between the two buttons of a mouse.		
a. CPU	<input type="checkbox"/>	b. Scroll wheel <input type="checkbox"/>
2. A wire connects the mouse to the		
a. CPU.	<input type="checkbox"/>	b. monitor. <input type="checkbox"/>
3. The mouse pointer moves as we move the		
a. monitor.	<input type="checkbox"/>	b. mouse. <input type="checkbox"/>

**CLASS-1**

**ENGLISH**

**FEBRUARY**

**ASSIGNMENT**

## Note

1) Practice both the worksheets in your English notebook.

2) Submit your assignment timely.

## WORKSHEET-1

**Q.1 (A) Write T for true and F for false for the following statements.**

- a) It was a grumpy tree. \_\_\_\_\_
- b) The tree loves to be with all the animals and birds. \_\_\_\_\_
- c) The tree shed all its leaves in autumn season. \_\_\_\_\_
- d) The little girl was very grateful. \_\_\_\_\_
- e) When spring came, the tree was same as before. \_\_\_\_\_

**(B) Write the word meanings,**

- i) Grumpy:
- ii) Wrapped:









# WORKSHEET-2

## Q.1) Prepositions



### LOOK AND CHOOSE

- 1- The cat is  in  on  under the chair. 
- 2- The girl is  in  on  under the box. 
- 3- The ball is  in  on  under the chair. 
- 4- The cat is  in  on  under the table. 
- 5- The ball is  in  on  under the chair. 
- 6- The girl is  in  on  under the table. 

**Q.2) Complete the sentences using has/have.**








- a) She \_\_\_\_\_ a pretty doll.
- b) Elephants \_\_\_\_\_ big ears.
- c) We \_\_\_\_\_ pulao for lunch yesterday.
- d) I \_\_\_\_\_ won an award last week.
- e) A cat \_\_\_\_\_ four legs.
- f) I lost my umbrella last evening. It \_\_\_\_\_ blue dots on it.



**Q.3 Complete the sentences using this or that.**

# This / That



1. \_\_\_\_\_ is a white square. 
2. \_\_\_\_\_ is a yellow circle. 
3. \_\_\_\_\_ is a blue triangle. 
4. \_\_\_\_\_ is a green rectangle. 
5. \_\_\_\_\_ is an orange star. 
6. \_\_\_\_\_ is a black diamond. 
7. \_\_\_\_\_ is a grey oval. 

\*\*\*\*\*

## ENVIRONMENTAL STUDIES

### FEBRUARY

#### GENERAL INSTRUCTIONS:

1. Do the worksheet on A-4 size sheets and compile it in a folder.
2. This worksheet is for the revision purpose.

Q1 Tick the right answer:

1. Birds live in \_\_\_\_\_.  
a) stables       b) nests       c) dens
2. Some plants are small in size. They are called \_\_\_\_\_.  
a) trees       b) herbs       c) shrubs
3. We wear \_\_\_\_\_ clothes in Summer Season.  
a) cotton       b) woollen       c) raincoats
4. We feel \_\_\_\_\_ during winter.  
a) hot       b) cold       c) pleasant
5. The \_\_\_\_\_ looks like a huge ball of fire.  
a) Moon       b) Sun       c) Stars



Q2) Fill in the blanks by choosing the correct option:

1. We use an umbrella in \_\_\_\_\_ season. ( winter/rainy)
2. Fox is a \_\_\_\_\_ animal. ( pet/wild).
3. We wear \_\_\_\_\_ clothes to keep ourselves warm.  
(cotton/woollen)
4. We cannot count the \_\_\_\_\_ in the sky. ( stars/Sun)
5. Roots of a plant grow \_\_\_\_\_ the ground. (above/ below)

Q3. Give an example for each:

1. Pet animal \_\_\_\_\_
2. Climber \_\_\_\_\_
3. Shrub \_\_\_\_\_
4. Fruit we have in summer \_\_\_\_\_

Q4) Write T for true and F for false statements:

1. We enjoy hot drinks in summer season. \_\_\_\_\_
2. Horse lives in a stable. \_\_\_\_\_
3. The Moon changes its shape everyday. \_\_\_\_\_
4. The Sun gives us heat and energy. \_\_\_\_\_
5. Shrubs have thick stems. \_\_\_\_\_

Q5) Answer the following questions:

1. Name the three main seasons.
2. Name the parts of a plant.

**विषय – हिंदी**

**कक्षा-1**

**महीना – फरवरी**

**सामान्यनिर्देश**

- i.** दिए गए निर्देशों के अनुसार कार्य करें।
- ii.** कार्य करने के लिए **A-4** या **A-3** आकार की शीट का उपयोग करें।
- iii.** अपना काम सफाई से करें।
- iv.** अपना काम स्वयं करें।
- v.** दिए गए कार्य का मुख्य उद्देश्य कक्षा में करवाए गए कार्य की दोहराई करवाना है।

# कार्यपत्रिका -1

- शरीरकेअंगोकेनामलिखिए ।



•  
चित्र को ध्यान से देखकर खाली स्थान भरों।











( बकरी बादल आम पक्षी बेंच खिड़कियाँ )



- आकाश में तीन..... उड़ रहे हैं।
- चित्र में .....का एक पेड़ है।
- पेड़ के पास एक..... रखी है।
- सूरज..... के पीछे छिप गया है।
- घर में तीन नीले रंग की..... है।
- चित्र में..... घास खा रही है।

## कार्यपत्रिका- 2

चित्र गिनो और उनके अनुसार हिंदी के अंक और अंको के नाम लिखो।

चित्र	हिंदी अंक	अंको के नाम
	.....	.....
	.....	.....
	.....	.....
	.....	.....
	.....	.....
	.....	.....
	.....	.....
	.....	.....
	.....	.....
	.....	.....

• सब्जियोंकेनाम

जोविकल्पसहीहोउसकेसामनेसही (✓)कानिशानलगाओ ।



मटर  लौकी



बैंगन  भिंडी




गोभी  आलू



प्याज  गाजर






लौकी  आलू



गोभी  मटर



प्याज  भिंडी



बैंगन  गाजर



## MATHEMATICS

### FEBRUARY

#### GENERAL INSTRUCTIONS:

1. Do the worksheet on A-4 size sheets and compile it in a folder.
2. This worksheet is for the revision purpose.

Q1) Study the pattern and fill in the missing numbers.

1. 5, 8, 11, \_\_\_\_\_, \_\_\_\_\_, \_\_\_\_\_
2. 10, 12, 14, \_\_\_\_\_, \_\_\_\_\_, \_\_\_\_\_
3. 6, 10, \_\_\_\_\_, 18, \_\_\_\_\_, \_\_\_\_\_


Q2) Circle the container which has more capacity.





Q3) Tick the heavier object and cross out the lighter object.





Q4) Circle the coins that add up to the price of the object.



Q5) Dodging table:

- 1)  $3 \times 5 =$  \_\_\_\_\_
- 2)  $2 \times 9 =$  \_\_\_\_\_
- 3)  $5 \times 5 =$  \_\_\_\_\_
- 4)  $4 \times 6 =$  \_\_\_\_\_

Q6) Choose the correct option when you do the following daily activities.

( Morning, Evening, Night)

1. Go to sleep \_\_\_\_\_
2. Do homework \_\_\_\_\_
3. Wake up \_\_\_\_\_