

Art
Class-VI
JULY ASSIGNMENT

- Prepare a Tortoise with paper craft.

<https://www.youtube.com/embed/KjDO6E-P43M>

- Complete page 29 & 30 (Border design) in your Sketch

Book using water colour.

Class- VI
Computer Science

General Instructions-

- 1. Submit your assignment on ERP after completion.**
- 2. Assignment is based on Chapter-2.**

Make 2 flow charts either on A3 size sheet or MS Paint.

Explaining the steps for changing the appearance of the mouse pointer and changing the date and time settings of your computer.

ENGLISH ASSIGNMENT

JULY 2021-22

CLASS VI

Read the following instructions and do any one activity.

1. Group Activity-Make an informative PPT on Kinds of sentences. Each member of the group will explain one kind in the class.
2. Individual Activity-Make a colourful chart of Determiners and present it in the class.

FRENCH ASSIGNMENT

JULY 2021

CLASS-VI

Instructions:

- Make a separate folder for French to keep all the activities of this session (2021-22) and label it properly.
- Read the question carefully while doing the activity.
- Do your activity neatly and show your creativity on A4 size sheet

Activity 1 (Activité 1)

- ◎ Collez/dessinez dix images et écrivez les noms avec les articles indéfinis en français.

(Paste/draw 10 pictures and write their names with indefinite articles in French.)

कक्षा - VI

विषय - हिंदी

जून कार्य पत्र

****सामान्य निर्देश:**

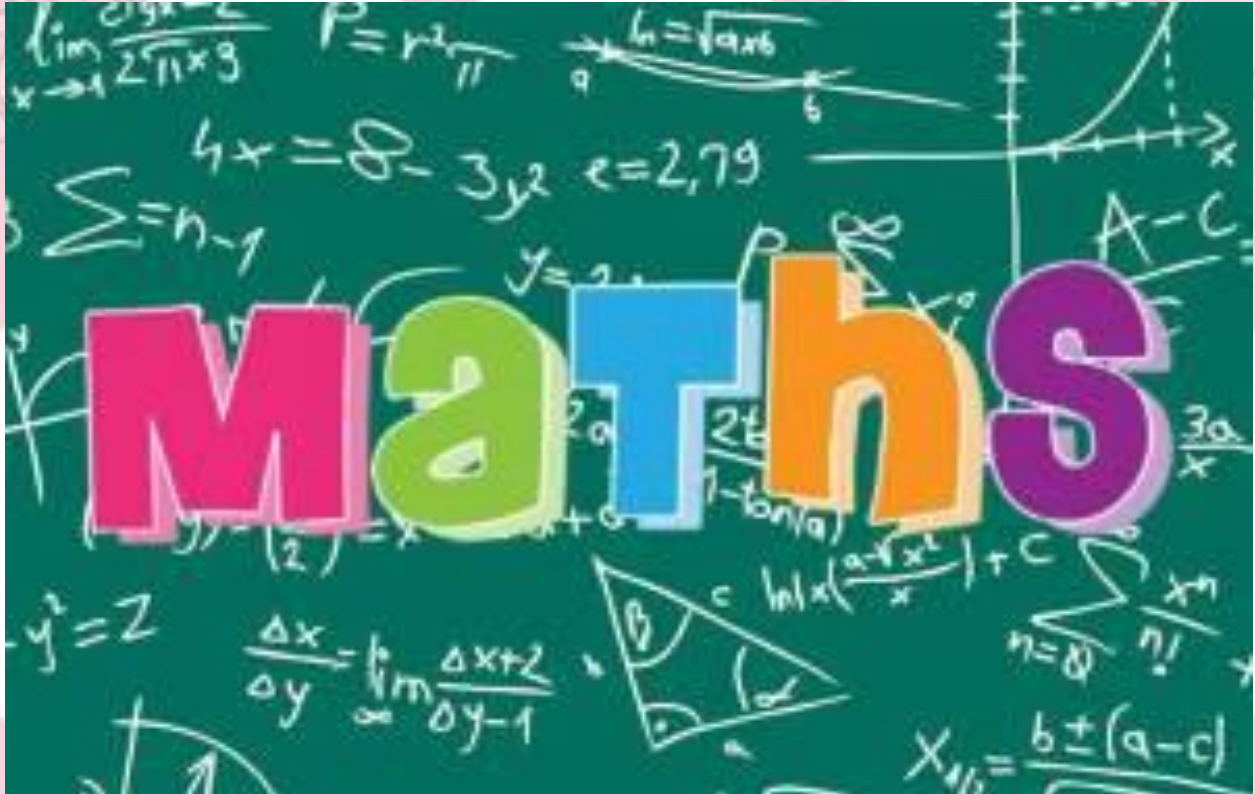
- * विषय पर ध्यानपूर्वक सोचकर कार्य करने का प्रयास कीजिए।
- * कार्य में रचनात्मकता और सुन्दरता का विशेष ध्यान रखें।
- * कार्य ए-4 शीट पर कीजिए।

प्रश्न 1 -घटते और बढ़ते चाँद की अलग अलग आकृतियां बनाइए तथा पूर्णिमा और अमावस्या के चाँद की आकृतियों में क्या अंतर होता है लिखिए ।

प्रश्न 2-" इंटरनेट की उपयोगिता " विषय पर अनुच्छेद लिखिए ।

Class – 6

JULY ASSIGNMENT



General Instructions:

- 1. This assignment is based on Chapter – 4 (basic Geometrical Ideas) & Chapter -5 (Understanding elementary shapes)***
- 2. Do any one activity of your choice and crossword puzzle is compulsory for all.***
- 3. Use your creativity to present the activities***
- 4. Kindly maintain a folder for the activities.***


Activity 1

Q1 I. Choose any one robot from below and design it using cutouts of different colourful shapes and paste them on a sheet.



Activity 2

II. Represent A line, A line segment, A Ray, Vertical Line, Horizontal Line, Parallel lines with the help of toothpicks on A-4 size sheet as shown below.




Activity 3

IV. Draw any beautiful painting with the help of shapes on A-3 size sheet .An exmple is shown below



2. Crossword Puzzle



Across

3. It is the distance around the circle

4. It is a line segment joining any two points on the circle.

7. It is a region in the interior of the circle enclosed by an arc and a chord.

8. It is the path of a point moving at the same distance from a fixed point.

Down

1. Figures made entirely of line segments

2. It is a four-sided polygon

5. It is a chord passing through the center of the circle.

6. It is the meeting point of a pair of sides

Class –VI
Science
July Assignment

General Instructions

- Do your assignment on A4 size sheets.
- Maintain a separate folder for these activities.

Activity 1

How will you measure the length of grills shown in the following image:



or

Crossword Puzzle

Motion and Measurement of distances crossword

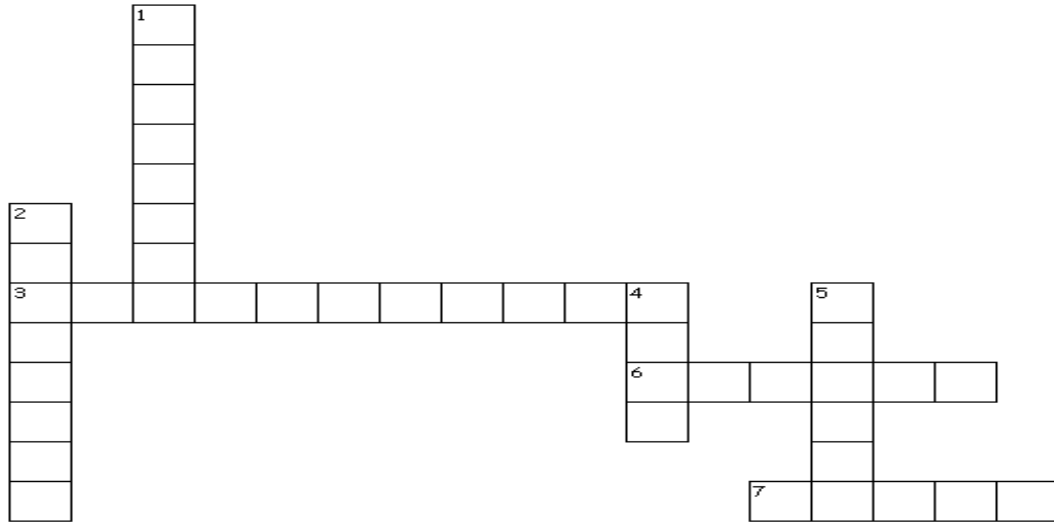
Across

3. The movement of a snail on the ground is a _____ motion
6. SI stands for International _____ of Unit.
7. _____ and Mutthi was used as units of small measurement in ancient India

Down

1. The strings of the guitar is a example of _____ motion
2. The whirling of stone tied with a thread is an example of _____ motion

4. When the object does not move with time, it is said to be at _____
5. When the object moves with time, it is said to be at _____



Activity 2

Make a colourful and informative flash card on vector borne diseases-Health surveillance approaches and control strategies.

ASSIGNMENT (JULY-2021)
Subject - Social Science
Class - VI

General Instructions -

1. Complete this worksheet on an A4 size ruled sheet.
2. Do your work neatly.

WORKSHEET - 1
HISTORY L - 3 In the Earliest Cities

Q Who am I?

1. I am the upper part of the Harappan city -
2. I am used to stamp bags or packets in the Harappan towns -
3. I knew how to write and prepare the seals -
4. In Mohenjodaro, I was a very special tank -
5. I am a tool used to dig the earth for turning the soil and planting seeds -

CIVICS L - 1 Understanding Diversity

Activity - Paste pictures of the Festivals celebrated in our country on an A4 size sheet
Choose any one state of our country and prepare a presentation keeping the following points in mind -

1. Brief introduction on the cultural heritage of that state like food, dance and dress.
2. Importance of the capital of the state.
3. Contribution of that state to our country in terms of industrialisation, education and economic growth.

कार्यपत्रिका-जुलाई 2021-22

कक्षा-षष्ठी (VI) विषय-संस्कृतम्

सामान्य निर्देशः

(क) इस कार्यभार को A4 साइज़ शीट पर करने के पश्चात अपने पोर्टफ़ोलियो में रखें।

(ख) अपनी संबन्धित अध्यापिका को निर्धारित तिथि के अंतर्गत ईमेल/व्हाट्सप्प करें।

(ग) कार्यभार का मूल्यांकन आप के प्रस्तुतिकरण के आधार पर किया जाएगा

1. प्रश्न: दी गई वर्ग-पहेली में से पाँच-पाँच पुलिङ्ग, स्त्रीलिंग तथा नपुंसकलिङ्ग शब्द चुनकर अपनी मनपसंद आकृति में लिखिए।

र	म	का	अ	जा	रि	गृ
मू	ष	कः	श्	अ	थ	ह
त	ल	वा	वः	प	त्र	म्
प्र	प	न	श्र	ल	ता	नौ
म	यू	रः	व	बा	लि	का
गा	ट	क	न	पु	ष्प	म्
ल	फ	ल	म्	शि	क्षि	का

2. प्रश्न: नीचे दिए खानों में 1. एकवचन 2. द्विवचन तथा 3. बहुवचन के शब्द लिंगानुसार मंजूषा से चुनकर भरिये-

तानि, एषः, एते, इमौ, इम्, सा, ते, इमाः, तौ

पुलिङ्गस्त्रीलिङ्ग नपुंसकलिङ्ग

(क)

(ख)

(ग)

3.प्रश्न:सर्वनाम पदों का प्रयोग करते तीन वाक्य बनाइए।